











# Product Data Sheet

## Technical Details

|                              |   |
|------------------------------|---|
| <b>Controls</b>              | LED digital touchscreen control pad located on the side with brightness control. Built in 7-day programmer, economy and frost protection. Direct WiFi connectivity. |
| <b>Thermostat Efficiency</b> | Electronic thermostat accurate to +/- 0.1°C during heater operation.  |
| <b>Thermal Cut out</b>       | Electromechanical cut-out.  |
| <b>Core</b>                  | Fireclay plates.  |
| <b>Colour/ Finish</b>        | RAL9010.  |
| <b>Battery Backup</b>        | Flash memory - will remember the settings but not the time.   |
| <b>Supply</b>                | 230-240V/50Hz.  |
| <b>Approvals</b>             | CE UKCA.  |
| <b>Warranty</b>              | 30 Year guarantee (2 years guarantee on the thermostats).   |

## Key Features

AeroFlow has heating plates at the core of the radiator, coiled heating elements are embedded within the fireclay plates. Available in 7 sizes including a vertical mounted radiator (AF10E) with outputs from 650w to 2500w featuring these energy saving features -

-  Accurate built in (+/- 0.1 deg C) electronic thermostat
-  Digital 24/7 programmable system
-  Adaptive start function
-  Open window sensing
-  Security Thermal Control
-  Lot 20 compliant
-  30 year guarantee on radiator body and heating plates, 2 years on the electronics
-  Powder coated RAL 9010
-  Direct Wi-Fi connectivity (no gateway needed)
-  IP rating: IP33



## Models

| Code  | Power (w) | Dimensions HxLxD (mm) | Weight (Kg) |
|-------|-----------|-----------------------|-------------|
| AF01E | 650       | 615x380x90            | 17          |
| AF03E | 1300      | 615x680x90            | 30          |
| AF05E | 2000      | 615x980x90            | 45          |
| AF07E | 2500      | 615x1280x90           | 55          |
| AF10E | 1600      | 1250x380x90           | 34          |
| AF12E | 1200      | 325x980x90            | 25          |
| AF14E | 2000      | 325x1580x90           | 40          |

